

12th November, 2021

Listing Department
National Stock Exchange of India Limited
Exchange Plaza, 5th floor,
Bandra- Kurla Complex, Bandra(E),
Mumbai-400 051

Dear Sirs,

Sub: Outcome of Board Meeting dated 12th November, 2021

Scrip ID: APOLSINHOT

We would like to inform you that our Board of Directors meeting held 12th November, 2021 and approved the standalone and consolidated unaudited financial results as per IND-AS for the quarter and half year ended 30th September 2021 and the same is attached along with Limited Review Report as issued by the Auditors of the Company and placed before the Board pursuant to Regulation 30(6) and 33 of SEBI (Listing Obligations & Disclosure Requirement) Regulations, 2015.

The above said documents are being posted on the website of the Company i.e., www.apollosindoori.com. The financial results will also be published in the newspapers, in the format prescribed under Regulation 47 of the Listing Regulations.

Kindly note the above compliances in your records.

The meeting was commenced at 14:00 and concluded at 15:15.

Kindly note the above compliances in your records and oblige.

Thanking you

For **Apollo Sindoori Hotels Limited**


12/11/2021

Rupali Sharma
Company Secretary



Independent Auditors Report on the Quarterly Unaudited Financial Results of the Company Pursuant to the Regulation 33 of the SEBI (Listing Obligations and Disclosure Requirements) Regulations, 2015, as amended

To
The Board of Directors of
Apollo Sindoori Hotels Limited
Chennai 600 034

1. We have reviewed the accompanying statement of unaudited standalone financial results of **Apollo Sindoori Hotels Limited** ("the Company") for the Quarter ended 30th September 2021 and Year to date from 1st April to 30th September 2021 ("the Statement"), being submitted by the Company pursuant to the requirements of Regulation 33 of the SEBI (Listing Obligations and Disclosure Requirements) Regulations, 2015, as amended.
2. This Statement is the responsibility of the Company's Management and has been approved by the Board of Directors has been prepared in accordance with the recognition and measurement principles laid down in the Indian Accounting Standard 34 "Interim Financial Reporting" ("Ind AS 34") prescribed under section 133 of the Companies Act, 2013 read with relevant rules issued thereunder and other accounting principles generally accepted in India. Our responsibility is to issue a report on these financial statements based on our review.
3. We conducted our review of the Statement in accordance with the Standard on Review Engagements ("SRE") 2410 "Review of Interim Financial Information Performed by the Independent Auditor of the Entity" issued by the Institute of Chartered Accountants of India (ICAI). This Standard requires that we plan and perform the review to obtain moderate assurance as to whether the financial statements are free of material misstatement. A review is limited primarily to inquiries of Company personnel and analytical procedures applied to financial data and thus provides less assurance than an audit. We have not performed an audit and accordingly, we do not express an audit opinion.
4. Based on our review conducted as above, nothing has come to our attention that causes us to believe that the Statement, prepared in accordance with the applicable accounting standards and other recognised accounting practices and policies has not disclosed the information required to be disclosed in terms of Regulation 33 of the SEBI (Listing Obligations and Disclosure Requirements) Regulations, 2015 (as amended), including the manner in which it is to be disclosed, or that it contains any material misstatement.

For P Chandrasekar LLP
Chartered Accountants
FRN:000580S/S200066

S Viswanathan
Partner
M No 207632
UDIN: 21207632 AAAA BB 2778



Date: 12th November 2021
Chennai

Statement of Standalone Financial Results for the Quarter and Half Year ended 30.09.2021

(Rs. In Lakhs)


PART I							
Sl.No.	Particulars	3 months ended 30.09.21 (Unaudited)	3 months ended 30.06.21 (Unaudited)	3 months ended 30.09.20 (Unaudited)	6 months ended 30.09.21 (Unaudited)	6 months ended 30.09.20 (Unaudited)	Accounting Year ended 31.03.21 (Audited)
I	Revenue from operations	4,792.12	4,760.31	4,085.98	9,552.43	7,467.40	16,167.52
II	Other Income	13.68	32.03	41.39	45.70	102.49	358.85
III	Total Income (I + II)	4,805.80	4,792.34	4,127.37	9,598.14	7,569.89	16,526.37
IV	Expenses:						
	(a) Consumption of Provisions and stores	1,692.96	1,801.89	1,300.31	3,494.85	2,432.47	5,638.65
	(b) Employee benefits expenses	2,358.60	2,329.76	2,226.15	4,688.36	4,299.50	8,778.59
	(c) Finance costs	25.57	26.85	26.27	52.42	52.63	117.95
	(d) Depreciation and amortisation expenses	67.77	66.81	61.09	134.58	132.97	270.14
	(e) Other expenses	311.66	225.91	258.84	537.56	358.94	932.07
	Total Expenses	4,456.56	4,451.23	3,872.67	8,907.78	7,276.52	15,737.40
V	Profit/ (loss) before exceptional items and tax	349.24	341.11	254.70	690.36	293.37	788.96
VI	Exceptional items - Income/ (expense)	-	-	-	-	-	-
VII	Profit/ (loss) before tax	349.24	341.11	254.70	690.36	293.37	788.96
VIII	Tax expense:						
	Current Tax	119.00	71.00	41.00	190.00	73.00	160.00
	Previous Year Tax	-	-	13.92	-	13.92	(46.64)
	Deferred Tax	(20.69)	11.83	47.15	(8.86)	33.75	21.49
IX	Profit/ (loss) for the period from continuing operations (VII - VIII)	250.93	258.29	152.62	509.23	172.70	654.11
X	Profit/ (loss) from discontinued operations	-	-	-	-	-	-
XI	Tax expense of discontinued operations	-	-	-	-	-	-
XII	Profit/ (loss) from discontinued operations (after tax) (X - XI)	-	-	-	-	-	-
XIII	Profit/ (loss) for the period (IX + XII)	250.93	258.29	152.62	509.23	172.70	654.11
XIV	Other Comprehensive Income /(Expense) (after tax)						
	A(i) Items that will not be reclassified to profit or loss						
	- Remeasurement of Defined Benefit Obligation (Net of Tax)	(20.20)	(20.20)	(19.67)	(40.39)	(39.34)	(73.44)
	B(i) Items that will be reclassified to profit or loss						
XV	Total comprehensive income for the period (XIII+XIV)	230.73	238.09	132.95	468.84	133.36	580.67
XVI	Paid-up Equity Share Capital (Face value Rs.5 each)	130.02	130.02	130.02	130.02	130.02	130.02
XVII	Earnings Per Share (Rs.)(not annualised) (Basic and Diluted)	9.65	9.93	5.87	19.58	6.64	25.15
	(Face value of Rs.5 each)						



Statement of Standalone Financial Results for the Quarter and Half Year ended 30.09.2021

PART II							
Sl.No.	Particulars	3 months ended 30.09.21 (Unaudited)	3 months ended 30.06.21 (Unaudited)	3 months ended 30.09.20 (Unaudited)	6 months ended 30.09.21 (Unaudited)	6 months ended 30.09.20 (Unaudited)	Accounting Year ended 31.03.21 (Audited)
A	PARTICULARS OF SHAREHOLDING						
1	Public share holding						
	- Number of shares	9,18,518	9,18,518	9,18,518	9,18,518	9,18,518	9,18,518
	- Percentage of share holding	35.32%	35.32%	35.32%	35.32%	35.32%	35.32%
2	Promoters and Promoter Group Shareholding						
	a) Pledged/Encumbered						
	- Number of shares	-	-	-	-	-	-
	- Percentage of shares (as a % of the total share holding of promoter and promoter group)	-	-	-	-	-	-
	- Percentage of shares (as a % of the total share capital of the company)						
	b) Non-encumbered						
	- Number of shares	16,81,882	16,81,882	16,81,882	16,81,882	16,81,882	16,81,882
	- Percentage of shares (as a % of the total share holding of promoter and promoter group)	100%	100%	100%	100%	100%	100%
	- Percentage of shares (as a % of the total share capital of the company)	64.68%	64.68%	64.68%	64.68%	64.68%	64.68%


Particulars		3 months ended 30.09.21
B	INVESTOR COMPLAINTS	
	Pending at the beginning of the quarter	Nil
	Received during the quarter	Nil
	Disposed of during the quarter	Nil
	Remaining unresolved at the end of the	Nil



Quarterly Reporting of segment wise Revenue, Results and
Capital Employed Under Clause 41 of the Listing Agreement

Statement of Standalone Financial Results for the Quarter and Half Year ended 30.09.2021

PART I		(Rs. In Lakhs)					
Sl.No.	Particulars	3 months ended 30.09.21 (Unaudited)	3 months ended 30.06.21 (Unaudited)	3 months ended 30.09.20 (Unaudited)	6 months ended 30.09.21 (Unaudited)	6 months ended 30.09.20 (Unaudited)	Accounting Year ended 31.03.21 (Audited)
1	Segmental Revenue :						
	a) Management Services	1,535.03	1,559.91	1,354.52	3,094.93	2,478.94	5,408.10
	b) Food & Beverages	3,229.20	3,165.56	2,700.44	6,394.76	4,922.23	10,628.24
	c) Others	27.89	34.85	31.02	62.74	66.22	131.17
	Net Sales/Income from Operations	4,792.12	4,760.31	4,085.98	9,552.43	7,467.40	16,167.52
2	Segment Results :						
	a) Management Services	114.13	116.44	229.65	230.58	253.29	512.48
	b) Food & Beverages	258.34	253.24	54.01	511.58	98.44	401.75
	c) Others	2.34	(1.72)	(2.68)	0.63	(5.73)	(7.32)
	Less: Financial Expenses	25.57	26.85	26.27	52.42	52.63	117.95
	TOTAL PROFIT BEFORE TAX	349.24	341.11	254.70	690.36	293.37	788.96
3	Segment Assets :						
	a) Management Services	1,382.10	1,446.67	1,402.54	1,382.10	1,402.54	1,363.52
	b) Food & Beverages	5,121.62	5,177.14	5,365.39	5,121.62	5,365.39	4,982.87
	c) Others	433.39	418.15	426.90	433.39	426.90	422.35
	d) Unallocated	2,681.00	2,372.76	1,793.32	2,681.00	1,793.32	2,457.64
	Total Assets	9,618.11	9,414.72	8,988.15	9,618.11	8,988.15	9,226.38
4	Segment Liabilities :						
	a) Management Services	2,851.49	2,748.36	2,650.14	2,851.49	2,561.16	2,650.14
	b) Food & Beverages	6,215.88	6,153.50	6,062.80	6,215.88	5,915.26	6,062.80
	c) Others	361.33	352.94	353.51	361.33	352.87	353.51
	d) Unallocated	189.41	159.92	159.93	189.41	158.86	159.93
	Total Liabilities	9,618.11	9,414.72	9,226.38	9,618.11	8,988.15	9,226.38



Statement of Standalone Financial Results for the Quarter and Half Year ended 30.09.2021

(Rs. in Lakhs)

	Accounting Year ended 30.09.2021 (Audited)	Accounting Year ended 31.03.2021 (Audited)
Standalone Statement of Assets and Liabilities		
(I) Assets		
(A) Non- Current assets		
1) Property , Plant and Equipment	664.69	625.59
2) Intangible Assets	3.41	4.09
3) Right of use Asset	714.91	777.75
4) Financial Assets		
(i) Investments	104.53	104.53
(ii) Loans	235.70	235.70
(iii) Other Financial Assets		
5) Deferred Tax assets (Net)	358.65	336.20
6) Other Non-Current Assets	186.10	234.18
	2268.00	2318.04
(B) Current Assets		
1) Inventories	173.81	170.36
2) Financial Assets		
(i) Trade Receivables	2,991.49	3,551.14
(ii) Cash and cash equivalents	2,460.47	2,189.02
(iii) Bank balances other than (ii) above	29.90	29.90
(iv) Loans	180.02	137.90
(v) Other Financial Assets	1,461.62	743.46
3) Other current assets	52.80	86.56
	7350.11	6908.34
Total	9618.11	9226.38
(II) Equity & Liabilities		
(C) Equity		
(1) Share Capital	130.02	130.02
(2) Other equity	5,027.10	4,590.77
(D) Non- Current Liabilities		
(1) Financial Liabilities		
(i) Borrowings	75.02	79.09
(2) Lease Liability	803.98	855.82
(3) Provisions	966.54	864.07
	7002.66	6519.77
(E) Current Liabilities		
(1) Financial Liabilities		
(i) Borrowings	-	-
(ii) Trade Payables - total outstanding dues of:		
(A) Micro enterprises and small enterprises	0.91	0.40
(B) Creditors other than micro enterprises and small enterprises	1,111.23	1,291.16
(iii) Other financial liabilities	899.86	819.55
(2) Other current liabilities	236.56	313.23
(3) Provisions	366.89	282.27
(4) Current tax liabilities(Net)	-	-
	2615.45	2706.61
Total	9618.11	9226.38




Apollo Sindoori

Excellence in Hospitality

Statement of Standalone Financial Results for the Quarter and Half Year ended 30.09.2021

(Rs. In Lakhs)

		6 month ended 30.09.21 (Unaudited)	6 month ended 30.09.20 (Unaudited)
Cash Flow Statement			
A	CASH FLOW FROM OPERATING ACTIVITIES		
	Profit/(Loss) before tax	690.36	293.37
	Adjustments for:		
	Dividend received	-	-
	Interest received on deposits	(20.28)	(22.19)
	Depreciation	134.58	132.97
	Interest expense	52.42	52.63
	Provision for doubtful debts	-	-
	Amortization of deferred cost	-	-
	Actuarial gain/(loss)	(53.98)	(52.57)
	{Profit}/loss on sale of assets	2.46	-
	Operating Profit before working capital changes	805.57	404.21
	(Increase)/Decrease in Trade Receivables	559.65	(28.76)
	(Increase)/Decrease in Inventory	(3.45)	92.07
	(Increase)/Decrease in Other current assets	33.75	73.77
	(Increase)/Decrease in Short term loans and advance	(42.12)	(93.43)
	(Increase)/Decrease in Other financial assets	(718.16)	(155.14)
	Increase/(Decrease) in Trade payables	(179.42)	(597.76)
	Increase/(Decrease) in Other financial liabilities	84.41	(130.62)
	Increase/(Decrease) in Other current liabilities	(76.68)	(49.53)
	Increase/(Decrease) in Employee benefit provisions	84.62	39.00
	Increase/(Decrease) in Cash Credit	-	-
	Increase/(Decrease) in Other financial assets/ non-current assets	64.88	123.46
	Increase/(Decrease) in Long term provisions	102.49	282.01
	Increase/(Decrease) in Current tax liabilities	-	-
	Cash generated from operations after working capital changes	715.55	(40.74)
	Direct taxes paid	(190.00)	(73.00)
	Cash generated from operations before Extra-ordinary items	525.55	(113.74)
	Extra-ordinary Item	-	-
	Net Cash flow from Operating activities (A)	525.55	(113.74)
B	CASH FLOW FROM INVESTING ACTIVITIES		
	Purchase of Fixed Assets	(113.70)	(42.25)
	Gratuity funded	(75.76)	(67.50)
	Sale of Fixed assets	8.20	-
	Dividend received	-	-
	(Increase)/Decrease in Deposit	-	2.89
	(Increase)/Decrease in Investment	-	-
	Interest received on deposits	20.28	22.19
	Net Cash flow used in Investing activities (B)	(160.98)	(84.67)
C	CASH FLOW FROM FINANCING ACTIVITIES		
	Term loan received from/paid to Bank (net)	(8.18)	0.84
	Interest paid	(52.42)	(52.63)
	Dividend paid	(32.51)	(52.01)
	Tax on Dividend paid	-	-
	Net Cash flow used in Financing activities (C)	(93.11)	(103.80)
	Net Increase/(Decrease) in cash and cash equivalents	271.45	(302.20)
	Cash and cash equivalents at the beginning of the year	2,189.02	1,952.87
	Cash and cash equivalents at the close of the period	2,460.47	1,650.67



Notes:

- 1 The above Financial results for the quarter ended 30.09.21 have been reviewed by the Audit Committee and approved and taken on record by the Board of Directors of the Company at their meeting held on 12.11.2021.
- 2 The Company has four business segments (i) Management services (ii) Food & Beverages (iii) Hospitality Services and (iv) Restaurants. However, Hospitality Services and Restaurants are not reportable segment in terms of the criteria laid down in Ind AS 108.
- 3 The Taxation Laws (Amendment) Act, 2019 has amended the Income Tax Act, 1961 and the Finance (No.2) Act, 2019 by inserting section 115BAA which provides domestic companies with a nonreversible option to opt for lower tax rates, provided they do not claim certain deductions. On evaluating the options, the Company has decided to adopt the new tax structure
- 4 Effective 01.04.2019, the Company has adopted Ind AS 116 "Leases" using Modified Retrospective method. The company has recognised transitional adjustment in the opening balance of retained earnings
- 5 In Order to contain the COVID-19 pandemic, the central and state governments in India imposed restriction on eateries and visitor movements at hospitals affecting the counter-sales income of the company causing an adverse impact on the revenue and profit for the FY 2021-22. The Management has made the assessment of possible impact of Covid 19 on its liquidity, recoverable values of its financial and non-financial assets and has concluded that there are no significant adjustments required in the financial results. Further, the Management will continue to closely monitor the developments and possible impact, If any, on its financial condition, liquidity and operations due to Covid 19."
- 6 Previous year/ period figures have been re-grouped/re-classified to make them comparable to the current period presentation.

DATE: 12.11.2021
PLACE: CHENNAI

For and on behalf of the Board

C.Natarajan
Whole Time Director cum
Chief Executive Officer





Independent Auditor's Review Report on the Quarterly and Year to Date Consolidated Financial Results of the Company Pursuant to the Regulation 33 of the SEBI (Listing Obligations and Disclosure Requirements) Regulations, 2015, as amended

To
The Board of Directors
Apollo Sindoori Hotels Limited
Chennai 600 034

Dear Sirs,

Re: Limited Review Report of the unaudited Consolidated Financial Results for the quarter ended 30th September 2021, and year to date 1st Apr 2021 to 30th September 2021

1. We have reviewed the accompanying statement of unaudited consolidated financial results of **Apollo Sindoori Hotels Limited** ("the Parent Company") and its subsidiary (the parent company and its subsidiary together referred to as "the Group) and its share of the net profit after tax and other comprehensive income of its jointly controlled entity for the Quarter ended 30th September 2021 and Year to date from 1st Apr 2021 to 30th September 2021 ("the Statement"), being submitted by the Parent Company pursuant to the requirements of Regulation 33 of the SEBI (Listing Obligations and Disclosure Requirements) Regulations, 2015, as amended.
2. This Statement is the responsibility of the Parent Company's Management and has been approved by the Parent Company's Board of Directors has been prepared in accordance with the recognition and measurement principles laid down in the Indian Accounting Standard 34 "Interim Financial Reporting" ("Ind AS 34") prescribed under section 133 of the Companies Act, 2013 read with relevant rules issued thereunder and other accounting principles generally accepted in India. Our responsibility is to issue a report on these financial statements based on our review.
3. We conducted our review of the Statement in accordance with the Standard on Review Engagements ("SRE") 2410 "Review of Interim Financial Information Performed by the Independent Auditor of the Entity" issued by the Institute of Chartered Accountants of India (ICAI). This Standard requires that we plan and perform the review to obtain moderate assurance as to whether the financial statements are free of material misstatement. A review is limited primarily to inquiries of Company personnel and analytical procedures applied to financial data and thus provides less assurance than an audit. We have not performed an audit and accordingly, we do not express an audit opinion.

We also performed procedures in accordance with the Circular issued by the Securities and Exchange Board of India ("SEBI") under Regulation 33(8) of the SEBI (Listing Obligations and Disclosure Requirements) Regulations, 2015 (as amended), to the extent applicable, except in respect of the jointly controlled entity whose financial results have been presented to us by the Parent Company's Management without limited review report, as mentioned in paragraph 6 below.



4. The Statement includes the unaudited financial results / information of the following entities:

Subsidiary : Olive & Twist Hospitality Private Limited
Jointly Controlled entity : Faber Sindoori Management Services Private Limited

5. Based on our review conducted as stated in paragraph 3 above and reference to reference to the paragraph 6 and paragraph 7 below, nothing has come to our attention that causes us to believe that the Statement, prepared in accordance with the applicable accounting standards and other recognised accounting practices and policies has not disclosed the information required to be disclosed in terms of Regulation 33 of the SEBI (Listing Obligations and Disclosure Requirements) Regulations, 2015 (as amended), including the manner in which it is to be disclosed, or that it contains any material misstatement.

OTHER MATTERS

6. We did not review the interim financial results of the subsidiary included in the consolidated unaudited financial results, whose interim financial results reflect total assets ₹1814.26 lakhs as on 30th Sep 2021, total revenue of. 657.92 lakhs and ₹1172.08 lakhs, total net loss after tax of ₹58.35 Lakhs and ₹177.82 lakhs and total comprehensive loss of ₹ 58.35 and ₹ 177.82 lakhs, for the quarter ended 30th September 2021 and Year to date from 1st Apr 2021 to 30th Sep 2021 respectively, and cash inflows (net) ₹ 1.21 Lakhs as on 30th Sep 2021 as considered in the consolidated unaudited financial results. These interim financial results have been reviewed by other auditors whose report has been furnished to us by the Parent Company's Management and our conclusion on the Statement, in so far as it relates to the amounts and disclosures included in respect of the subsidiary, is based solely on the report of the other auditors and the procedures performed by us as stated in paragraph 3 above.

7. We did not review the unaudited interim financial results and other financial information in respect of Jointly owned entity included in the consolidated unaudited financial results, whose financial results include the Holding Company's Share of net profit after tax of ₹398.52 Lakhs and ₹641.98 Lakhs and total comprehensive income of ₹.95.28 lakhs and ₹ 236.56 lakhs for the quarter ended 30th September 2021, as considered in the consolidated unaudited financial results. These interim financial results have been furnished to us by duly certified by the Company's Management without limited review report and our conclusion on the Statement, in so far as it relates to the amounts and disclosures included in respect of the jointly controlled entity, is based solely on the Management certification and the procedures as stated in paragraph 3 above could not be performed by us.

For P Chandrasekhar LLP
Chartered Accountants
FRN:000580S/S200066

S Viswanathan

S Viswanathan
Partner

M No 207632

UDIN: 21207632 AAAABCL4274

Date: 12th November 2021

Chennai





Apollo Sindoori

Excellence in Hospitality

APOLLO SINDOORI HOTELS LIMITED
#43/5, Hussain Mansion (Ground Floor), Greams Road
Thousand Lights, CHENNAI - 600 006
CIN: L72300TN1998PLC041360 E-mail: info@apollosindoori.com Ph: 044 49045000-17

Statement of Consolidated Unaudited Financial Results for the Quarter and Half Year ended 30.09.2021							(Rs. In Lakhs)
Sl.No.	Particulars	3 months ended 30.09.21 (Unaudited)	3 months ended 30.06.21 (Unaudited)	3 months ended 30.09.20 (Unaudited)	6 months ended 30.09.21 (Unaudited)	6 months ended 30.09.20 (Unaudited)	Accounting Year ended 31.03.21 (Audited)
I	Revenue from operations	5,002.22	4,852.76	4,208.37	9,854.98	7,724.48	16,873.89
II	Other Income	56.92	80.83	112.31	137.75	177.05	364.97
III	Total Income (I + II)	5,059.13	4,933.59	4,320.68	9,992.73	7,901.54	17,238.85
IV	Expenses:						
	(a) Consumption of stores and spares	1,787.86	1,853.20	1,372.45	3,641.06	2,591.08	6,043.72
	(b) Employee benefits expenses	2,430.47	2,397.79	2,300.41	4,828.27	4,440.82	9,120.01
	(c) Finance costs	40.77	41.89	59.83	82.67	120.12	190.52
	(d) Depreciation and amortisation expenses	99.24	97.06	116.91	196.29	236.96	463.77
	(e) Other expenses	418.60	315.24	319.85	733.84	472.49	1,231.83
	Total Expenses	4,776.94	4,705.19	4,169.45	9,482.12	7,861.47	17,049.85
V	Profit/ (loss) before exceptional items and tax	282.19	228.40	151.23	510.60	40.07	189.00
VI	Share of profits of jointly controlled entity	195.28	119.29	221.26	314.57	456.40	913.23
VII	Exceptional items - Income/ (expense)	-	-	-	-	-	-
VIII	Profit/ (loss) before tax	477.47	347.69	372.49	825.17	496.47	1,102.23
IX	Tax expense:						
	Current Tax	119.00	71.00	41.00	190.00	73.00	160.00
	Previous Year Tax	-	-	13.92	-	13.92	(46.64)
	Deferred Tax	(29.36)	18.56	47.11	(10.80)	36.02	32.30
X	Profit/ (loss) for the period from continuing operations (VIII - IX)	387.83	258.13	270.46	645.97	373.53	956.57
XI	Profit/ (loss) from discontinued operations	-	-	-	-	-	-
XII	Tax expense of discontinued operations	-	-	-	-	-	-
XIII	Profit/ (loss) from discontinued operations (after tax) (XI - XII)	-	-	-	-	-	-
XIV	Profit/ (loss) for the period (X + XIII)	387.83	258.13	270.46	645.97	373.53	956.57
XV	Other Comprehensive Income /(Expense) (after tax)						
	A(i) Items that will not be reclassified to profit or loss						
	- Remeasurement of Defined Benefit Obligation (Net of Tax)	(120.20)	1.79	(22.58)	(118.41)	(45.16)	(20.25)
	B(i) Items that will be reclassified to profit or loss						
XVI	Total comprehensive income for the period (XIV+XV)	267.63	259.93	247.88	527.58	328.37	936.31
XVII	Paid-up Equity Share Capital (Face value Rs.5 each)	130.02	130.02	130.02	130.02	130.02	130.02
XVIII	Earnings Per Share (Rs.)(not annualised) (Basic and Diluted) (Face value of Rs.5 each)	14.91	9.93	10.40	24.84	14.36	36.79



Hospitality Catering Restaurants Management Services

Apollo Sindoori Hotels Limited
(Registered & Corporate Office)

43/5, Hussain Mansion, Greams Road,
Thousand Lights, Chennai - 600006.
P : +91 44 49045017, www.info@apollosindoori.com

CIN No.L72300TN1998PLC041360



Apollo Sindoori

Excellence in Hospitality

APOLLO SINDOORI HOTELS LIMITED
#43/5, Hussain Mansion (Ground Floor), Grems Road
Thousand Lights, CHENNAI - 600 006


CIN: L72300TN1998PLC041360 E-mail: info@apollosindoori.com Ph: 044 49045000-17

Quarterly Reporting of segment wise Revenue, Results and
Capital Employed Under Clause 41 of the Listing Agreement

Statement of Consolidated Unaudited Financial Results for the Quarter and Half Year ended 30.09.2021

(Rs. In Lakhs)

PART I							(Rs. In Lakhs)
Sl.No.	Particulars	3 months ended 30.09.21 (Unaudited)	3 months ended 30.06.21 (Unaudited)	3 months ended 30.09.20 (Unaudited)	6 months ended 30.09.21 (Unaudited)	6 months ended 30.09.20 (Unaudited)	Accounting Year ended 31.03.21 (Audited)
1	Segmental Revenue :						
	a) Management Services	1,535.03	1,559.91	1,443.78	3,094.93	2,478.94	5,408.10
	b) Food & Beverages	3,439.30	3,258.01	2,733.57	6,697.30	5,179.32	11,334.61
	c) Others	27.89	34.85	31.02	62.74	66.22	131.17
	Net Sales/Income from Operations	5,002.22	4,852.76	4,208.37	9,854.98	7,724.48	16,873.88
2	Segment Results :						
	a) Management Services	156.45	127.43	27.32	283.89	49.23	299.26
	b) Food & Beverages	162.52	138.86	179.74	301.38	98.96	192.69
	c) House Keeping	195.28	119.29	221.26	314.57	456.40	780.80
	d) Others	4.00	4.00	4.00	8.00	12.00	20.00
	Less: Financial Expenses	40.77	41.89	59.83	82.67	120.12	190.52
	TOTAL PROFIT BEFORE TAX	477.47	347.69	372.49	825.17	496.47	1,102.23
3	Segment Assets :						
	a) Management Services	1,835.44	1,500.14	1,503.16	1,835.44	1,503.16	1,395.85
	b) Food & Beverages	6,702.22	6,496.29	6,928.10	6,702.22	6,928.10	6,351.15
	c) Others	88.37	70.10	78.12	88.37	78.12	73.73
	d) House Keeping	5,122.95	5,046.97	4,554.04	5,122.95	4,554.04	4,927.68
	e) Unallocated	2,736.39	2,418.12	1,823.73	2,736.39	1,823.73	2,499.28
	Total Assets	16,485.37	15,531.62	14,887.15	16,485.37	14,887.15	15,247.69
4	Segment Liabilities :						
	a) Management Services	3,322.13	3,260.41	3,883.75	3,322.13	3,883.75	3,148.52
	b) Food & Beverages	7,486.40	6,703.12	5,929.29	7,486.40	5,929.29	6,649.80
	c) Others	364.48	361.20	361.20	364.48	361.20	361.77
	d) House Keeping	5,122.95	5,046.97	4,554.04	5,122.95	4,554.04	4,927.68
	e) Unallocated	189.41	159.92	158.86	189.41	158.86	159.92
	Total Liabilities	16,485.37	15,531.62	14,887.15	16,485.37	14,887.15	15,247.69



Hospitality Catering Restaurants Management Services

Apollo Sindoori Hotels Limited
(Registered & Corporate Office)

43/5, Hussain Mansion, Grems Road,
Thousand Lights, Chennai - 600006.
P : +91 44 49045017, www.info@apollosindoori.com

CIN No.L72300TN1998PLC041360




Apollo Sindoori

Excellence in Hospitality

APOLLO SINDOORI HOTELS LIMITED			
#43/5, Hussain Mansion (Ground Floor), Greams Road Thousand Lights, CHENNAI - 600 006			
CIN: L72300TN1998PLC041360 E-mail: info@apollosindoori.com Ph: 044 49045000-17			
Statement of Consolidated Unaudited Financial Results for the Quarter and Half Year ended 30.09.2021			
(Rs. in Lakhs)			
		6 month ended 30.09.21 (Unaudited)	Accounting Year Ended 31.03.20 (Audited)
Standalone Statement of Assets and Liabilities			
(I)	Assets		
(A)	Non- Current assets		
	1) Property , Plant and Equipment	1,345.07	1,301.38
	2) Intangible Assets	10.88	16.56
	3) Capital Work In Progress	-	-
	4) Right of Use Assets	1,468.52	1,531.36
	5) Financial Assets		
	(i) Investments	5,168.77	4,932.21
	(ii) Loans	245.70	245.70
	(iii) Other Financial Assets		
	6) Deffered Tax assets (Net)	347.42	323.03
	7) Other Non-Current Assets	238.82	274.38
		8825.18	8624.62
(B)	Current Assets		
	1) Inventories	195.36	189.97
	2) Financial Assets		
	(i) Trade Receivables	3,067.00	3,640.92
	(ii) Cash and cash equivalents	2,463.13	2,190.47
	(iii) Bank balances other than (ii) above	29.90	29.90
	(iv) Loans	317.29	289.69
	(v) Other Financial Assets	1,479.18	127.56
	3) Other current assets	108.34	154.54
		7660.20	6623.06
	Total	16485.38	15247.68
(II)	Equity & Liabilities		
(C)	Equity		
	(1) Share Capital	130.02	130.02
	(2) Other equity	9,155.37	8,660.31
(D)	Non- Current Liabilities		
	(1) Financial Liabilities		
	(i) Borrowings	325.97	363.41
	(2) Lease Liability	1,491.17	1,543.01
	(3) Provisions	980.98	878.70
		12083.51	11575.45
(E)	Current Liabilities		
	(1) Financial Liabilities		
	(i) Borrowings	393.28	276.49
	(ii) Trade Payables - total outstanding dues of:		
	(A) Micro enterprises and small enterprises	20.45	22.56
	(B) Creditors other than micro enterprises and small enterprises	2,166.48	1,641.05
	(iii) Other financial liabilities	1,183.05	1,108.22
	(2) Other current liabilities	261.33	334.16
	(3) Provisions	377.28	289.77
	(4) Current tax liabilities (Net)	-	-
		4401.87	3672.25
	Total	16485.38	15247.70



Apollo Sindoori Hotels Limited
(Registered & Corporate Office)





Apollo Sindoori


Excellence in Hospitality

APOLLO SINDOORI HOTELS LIMITED			
#43/5, Hussain Mansion (Ground Floor), Greams Road Thousand Lights, CHENNAI - 600 006			
CIN: L72300TN1998PLC041360 E-mail: info@apollosindoori.com Ph: 044 49045000-17			
Statement of Consolidated Unaudited Financial Results for the Quarter and Half Year ended 30.09.2021			
		(Rs. in Lakhs)	
		6 month ended 30.09.21 (Unaudited)	6 month ended 30.09.20 (Unaudited)
Cash Flow Statement			
A	CASH FLOW FROM OPERATING ACTIVITIES		
	Profit/(Loss) before tax	825.17	496.47
	Adjustments for:		
	Dividend received	-	-
	Interest received on deposits	(20.28)	(22.90)
	Depreciation	196.29	236.96
	Interest expense	82.67	120.12
	Provision for doubtful debts	-	-
	Amortization of deferred cost	-	-
	Actuarial gain/(loss)	(53.98)	(52.57)
	(Profit)/loss on sale of assets	2.57	-
	Operating Profit before working capital changes	1032.45	778.08
	(Increase)/Decrease in Trade Receivables	573.92	(73.82)
	(Increase)/Decrease in Inventory	(5.39)	91.51
	(Increase)/Decrease in Other current assets	46.20	49.22
	(Increase)/Decrease in Short term loans and advance	(27.60)	(93.43)
	(Increase)/Decrease in Other financial assets	(1,351.62)	28.12
	Increase/(Decrease) in Trade payables	523.33	(420.57)
	Increase/(Decrease) in Other financial liabilities	78.93	(33.94)
	Increase/(Decrease) in Other current liabilities	(72.84)	(46.90)
	Increase/(Decrease) in Employee benefit provisions	87.51	39.00
	Increase/(Decrease) in Cash Credit	116.79	18.20
	Increase/(Decrease) in Other financial assets/ non-current assets	(27.09)	80.23
	Increase/(Decrease) in Long term provisions	102.29	302.16
	Increase/(Decrease) in Current tax liabilities	-	-
	Cash generated from operations after working capital changes	1076.89	717.88
	Direct taxes paid	(190.00)	(73.00)
	Cash generated from operations before Extra-ordinary items	886.89	644.88
	Extra-ordinary Item	-	-
	Net Cash flow from Operating activities (A)	886.89	644.88
B	CASH FLOW FROM INVESTING ACTIVITIES		
	Purchase of Fixed Assets	(177.87)	(259.23)
	Gratuity funded	(75.76)	(67.50)
	Sale of Fixed assets	12.41	-
	Dividend received	-	-
	(Increase)/Decrease in Deposit	-	2.89
	(Increase)/Decrease in Investment	(236.56)	(450.58)
	Interest received on deposits	20.28	22.90
	Net Cash flow used in Investing activities (B)	(457.50)	(751.52)
C	CASH FLOW FROM FINANCING ACTIVITIES		
	Term loan received from/paid to Bank (net)	(41.55)	(15.96)
	Interest paid	(82.67)	(120.12)
	Dividend paid	(32.51)	(52.01)
	Tax on Dividend paid	-	-
	Net Cash flow used in Financing activities (C)	(156.72)	(188.09)
	Net Increase/(Decrease) in cash and cash equivalents	272.67	(294.73)
	Cash and cash equivalents at the beginning of the year	2,190.47	1,953.33
	Cash and cash equivalents at the close of the period	2,463.14	1,658.60

Hospitality
 Catering
 Restaurants
 Management Services

Apollo Sindoori Hotels Limited
(Registered & Corporate Office)

43/5, Hussain Mansion, Greams Road,
Thousand Lights, Chennai - 600006.
P : +91 44 49045017, www.info@apollosindoori.com



CIN No. L72300TN1998PLC041360

Notes:

- 1 The above Financial results for the quarter ended 30.09.21 have been reviewed by the Audit Committee and approved and taken on record by the Board of Directors of the Company at their meeting held on 12.11.2021
- 2 The Company has four business segments (i) Management services (ii) Food & Beverages (iii) Hospitality Services and (iv) Restaurants. However, Hospitality Services and Restaurants are not reportable segment in terms of the criteria laid down in Ind AS 108.
- 3 The Taxation Laws (Amendment) Act, 2019 has amended the Income Tax Act, 1961 and the Finance (No.2) Act, 2019 by inserting section 115BAA which provides domestic companies with a nonreversible option to opt for lower tax rates, provided they do not claim certain deductions. On evaluating the options, the Company has decided to adopt the new tax structure
- 4 Effective 01.04.2019, the Company has adopted Ind AS 116 "Leases" using Modified Retrospective method. The company has recognised transitional adjustment in the opening balance of retained earnings
- 5 In Order to contain the COVID-19 pandemic, the central and state governments in India imposed restriction on eateries and visitor movements at hospitals affecting the counter-sales income of the company causing an adverse impact on the revenue and profit for the FY 2021-22. The Management has made the assessment of possible impact of Covid 19 on its liquidity, recoverable values of its financial and non-financial assets and has concluded that there are no significant adjustments required in the financial results. Further, the Management will continue to closely monitor the developments and possible impact, if any, on its financial condition, liquidity and operations due to Covid 19."
- 6 Previous year/ period figures have been re-grouped/re-classified to make them comparable to the current period presentation.

DATE: 12.11.2021
PLACE: CHENNAI



For and on behalf of the Board

C Natarajan
Whole Time Director cum
Chief Executive Officer

